


**ferrum**

**STAND-BY ROTOR**  
**REDUCE DOWNTIME AND EARN MONEY**



# STAND-BY ROTOR CHALLENGE & SOLUTION

Every extra hour of production means you earn more - thanks to the Stand-By Rotor.

That is why it makes sense to reduce production losses during an overhaul or unexpected shutdown.



## CHALLENGE - OVERHAUL AND DOWNTIME

---

Depending on the size of the centrifuge, the overhaul can take up to two weeks.

In the event of unexpected malfunction during operation an unlikely machine shutdown can occur.

The inconvenient consequence of such situations has an additional impact on the service department. This is associated with a high level of effort, such as troubleshooting, organizing external service personnel, etc.




## SOLUTION - STAND-BY ROTOR

---


Ferrum Stand-By Rotor provides you a possibility to react immediately by replacing the damaged rotor with the Stand-By Rotor and thus restart the production process.

At the same time, the repair of the rotor is done on-site professionally and without time pressure. This reduces the downtime to up to two days.

The Stand-By Rotor can be used for all centrifuges of the same type and design.



**Solution A:** Stand-By Rotor complete



**Solution B:** Stand-By Rotor rear part



### BE SECURE

- + No risk because all rotor parts are available
- + Rotor change can be carried out without external personnel.
- + No emergency actions necessary



### TIME IS MONEY

- + Shorter downtime during overhauls
- + Reduces massive production losses
- + Protects against financial loss



### FLEXIBILITY

- + Can be used for all centrifuges of the same type and same design.
- + Replaced rotor can be professionally revised in a workshop on-site without time pressure



### MORE INFORMATION / GET A QUOTE

**Solution A:** The complete Stand-By Rotor consists of the same parts as solution B plus baskets and sieves for an even faster exchange.

**Solution B:** The Stand-By Rotor centrifuge rear part (bearing assembly, shafts, pusher mechanism, oil inlet) is completely assembled and ready for operation.

[cs.processsystems@ferrum.net](mailto:cs.processsystems@ferrum.net)

▶ [ferrum.net/stand-by-rotor](http://ferrum.net/stand-by-rotor)

# FERRUM PROCESS SYSTEMS

## GLOBAL SUPPORT, WHEREVER YOU ARE

- MAIN OFFICES
- SERVICE CENTRES
- REPRESENTATIVES

### FERRUM PROCESS SYSTEMS LTD.

Industriestrasse 11  
5503 Schafisheim  
Switzerland  
T +41 62 889 14 11  
centrifuges@ferrum.net

### HILLER GMBH

Schwalbenholzstrasse 2  
84137 Vilsbiburg  
Germany  
T +49 8741 48 0  
F +49 8741 48 139  
info@hillerzentri.de  
www.hillerzentri.de

### FERRUM PROCESS SYSTEMS INC.

11414 W. Park Place  
Suite 202  
Milwaukee, WI 53224  
USA  
T +1 877 933 3778  
F +1 877 711 2329  
sales@ferrumUS.com

### FERRUM POLAND S.P Z O.O.

ul. Powstańców Wlkp. 23  
64-510 Wronki  
Poland  
T +48 672 545 169  
contact@ferrum.net

### FERRUM PROCESS SYSTEMS (KUNSHAN) CO., LTD.

No. 329, Jujin Road  
Zhangpu Township  
215321 Kunshan City  
Jiangsu Province  
P.R. China  
T +86 512 3662 5403  
F +86 512 3662 5100  
centrifuge@ferrumChina.com